

SHEHRI IJATAMAI TARAQIATI COUNCIL MANDI BAHA-UD-DIN
STATEMENT OF CASH FLOWS
FOR THE YEAR ENDED JUNE 30, 2024

| | 2024 | 2023 |
|---|-------------|-------------|
| Note | Rupees | |
| A) Cash flows from operating activities | | |
| Income/(Deficit) before taxation | 4,327,770 | (1,219,285) |
| Adjustments for non-cash items: | | |
| De: reciation | 3,504,332 | 3,270,974 |
| Gain on disposal | (2,335,137) | (1,069,002) |
| Surplus before working capital changes | 5,496,965 | 982,687 |
| Changes in working capital | | |
| Decrease / (Increase) in advances | 3,900 | 62,229 |
| Decrease in rent receivable | - | - |
| Decrease /(Increase) in stock in trade | (64,612) | 499,220 |
| (Decrease) /Increase in accrued and other liabilities | 3,997,030 | - |
| (Increase) /Decrease in long term loan | (494,381) | (226,500) |
| | 3,441,937 | 334,949 |
| Net cash generated from operating activities | 8,938,902 | 1,317,636 |
| B) Cash flows from investing activities | | |
| Acq·sition of property and equipment | (1,555,300) | (1,980,300) |
| Sale proceeds from sale of fixed assets | 2,407,130 | 1,125,720 |
| Net cash generated from/ used in Investing activities | 851,830 | (854,580) |



RECONCILIATION OF CASH AND CASH EQUIVALENTS

| | | |
|---|---------------|-----------|
| Cash and cash equivalent at the beginning of the year | 1,912,367 | 1,449,311 |
| A) Cash flows from operating activities | 8,938,902 | 1,317,636 |
| B) Cash flows from investing activities | 851,830 | (854,580) |
| Cash and cash equivalent at end of the year | 11 11,703,099 | 1,912,367 |

The annexed notes 1 to 25 form an integral part of these financial statements.


PRESIDENT


FINANCE SECRETARY


GENERAL SECRETARY


SHEHRI IJATAMAI TARAQIATI COUNCIL MANDI BAHA-UD-DIN

STATEMENT OF INCOME AND EXPENDITURE


FOR THE YEAR ENDED JUNE 30, 2024



| Income | Note | 2024 | | | 2023 | | |
|---|------|------------|--------------|------------|------------|--------------|-------------|
| | | Restricted | Unrestricted | Total | Restricted | Unrestricted | Total |
| Ambulance income | 13 | | 904,230 | 904,230 | - | 1,087,987 | 1,087,987 |
| Dispensary income | | - | 1,013,810 | 1,013,810 | - | 807,200 | 807,200 |
| Laboratory income | 14 | - | 15,761,950 | 15,761,950 | - | 13,995,430 | 13,995,430 |
| Maa Bacha primary health unit income | 15 | - | 127,900 | 127,900 | - | 151,550 | 151,550 |
| Maternity home income | 16 | - | 30,523,050 | 30,233,050 | - | 27,135,050 | 27,135,050 |
| Pharmacy income | | - | 31,076,512 | 31,076,516 | - | 27,899,090 | 27,899,006 |
| Physiotherapy Income | | - | - | - | - | 97,500 | 97,500 |
| Other income | 17 | 4,736,030 | 11,887,721 | 16,623,741 | 2,317,660 | 6,905,431 | 9,223,431 |
| | | 4,736,020 | 91,295,173 | 96,031,193 | 2,317,660 | 78,079,834 | 80,397,194 |
| Expenditure | | | | | | | |
| Program E penses | 19 | 4,73,0020 | 86,676,463 | 85,406,483 | 2,317,660 | 2,597,343 | 74,915,003 |
| Administrative exepnses | 20 | - | 6,296,940 | 6,296,940 | - | 6,701,416 | 6,701,416 |
| | | 4,736,020 | 86,967,463 | 91,703,433 | 2,317,660 | 79,298,819 | 81,616,479 |
| Income/(Deficit) before taxation | | - | 4,327,770 | 4,327,770 | - | (1,219,285) | (1,219,285) |
| Taxation | 21 | - | - | - | - | - | - |
| Income/(Deficit) for the year | | - | 4,327,770 | 4,327,770 | - | (1,219,285) | (1,219,285) |

The annexed notes 1 to 25 form an integral part of these financial statements.


PRESIDENT


FINANCE SECRETARY


GENERAL SECRETARY

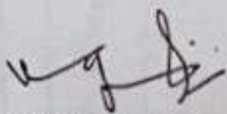
 

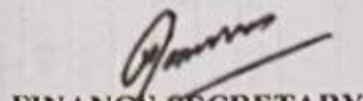



SHEHRI IJATAMAI TARAQIATI COUNCIL MANDI BAHU-UD-DIN
STATEMENT OF FINANCIAL POSITION
AS AT JUNE 30, 2024

| | 2024 | 2023 |
|--------------------------------------|-------------------|-------------------|
| | Rupees | |
| FUND AND LIABILITIES | | |
| Unrestricted fund | 58,927,361 | 54,599,591 |
| Current liabilities | | |
| Accrued and other liabilities | 171,030 | 126,500 |
| Security deposits | 10,000 | 10,000 |
| Deferred liabilities | 3,952,500 | - |
| | 3,952,500 | 136,500 |
| Contingencies and commitments | - | - |
| Total fund and liabilities | <u>63,060,891</u> | <u>54,736,091</u> |
| ASSETS | | |
| Non current assets | | |
| Property and equipment | 45,044,252 | 47,065,276 |
| Long term loan | 3,715,259 | 3,220,879 |
| | 48,759,511 | 50,286,154 |
| Current assets | | |
| Advances and other receivables | 44,861 | 48,761 |
| Stock in trade | 2,553,420 | 2,488,809 |
| Cash and bank balances | 11,703,099 | 1,912,367 |
| | 14,301,380 | 4,449,937 |
| | <u>63,060,891</u> | <u>54,736,091</u> |

The annexed notes 1 to 25 form an integral part of these financial statements.


PRESIDENT


FINANCE SECRETARY


GENERAL SECRETARY

